



A Little Guide

to

Carruth House

Our Neighborhood

Boston

Welcome!

The MBTA Public Transportation System.....	5
Directions to Carruth House.....	6

Carruth House

Parking at Carruth House.....	8
Check-In and Check-Out Times.....	8
Rooms and Housekeeping.....	8
Breakfast.....	9
Bathrooms.....	9
Receiving Mail at Carruth House.....	10
Telephones.....	10
Guide Books and Reference Material.....	10
Common Areas.....	11
Computer Use.....	11
TVs, DVDs, and Videos.....	12
Games.....	11
Working Spaces.....	11
Ironing and Laundry Facilities.....	12
Water and Ice.....	12
A Little Bit About Us.....	12

Our Neighborhood

Ashmont.....	13
Carruth's Hill.....	13
A Suggestion for a Walking Tour of the Neighborhood.....	13
A Guide to a Few Nearby Establishments.....	14
For Runners/Cyclists/Hikers.....	15

Boston Basics

A Wealth of Information for Visitors.....	16
Freedom Trail.....	16
Various Ways to Tour Boston.....	17
GoBoston Card.....	18
CityPass.....	18
Boston Harbor Islands.....	19
Whale Watching - Deep Sea Fishing.....	20
Great Daytrips by Commuter Train or Tour Bus.....	20
Parking and Driving in Boston.....	20
Rental Cars.....	21

Any Suggestions?

Please let us know!.....	21
--------------------------	----

Welcome!

I am your host and I am called Heidi. It is a blessing to have this wonderful house with all its eccentricities to share with a special kind of adventurers - world travelers. My goal is to provide comfortable accommodations for people who enjoy a relaxed, independent, informal, and value-minded style of travel. When people inquire about a reservation, I explain that this is in my **home**, not a resort or luxury inn, and that Carruth House is a **work-in-progress**.

I hope that you take pleasure in knowing that, as my guest, you are a contributor to my goal of renovating Carruth House and preserving its place in the history of Boston. For the 25 years I have lived here it has been my dream to restore Carruth House as closely as possible to its original appearance after decades of neglect. Since 2004 we have been in the process of doing that. Because of my commitment to keeping the room rates at Carruth house lower than comparable accommodations, that work is being done slowly as finances and time allow.

Please accept my apologies for any unsightliness in our on-going renovations! I schedule work to avoid inconvenience to my guests, and be assured that I do nothing while guests are here that would jeopardize your health and safety.

If you have the time, I would love to find out more about you! Please join us! Also, if you are interested in finding out how Carruth House came into being, do ask. It is a story best told over a cup of tea or a glass of wine.

The MBTA Public Transportation System

Our public transportation system of subway, buses, trolleys and boats is the MBTA, known by all locals as the **T**. The system includes the oldest underground subway in the US and was as remarkable an engineering feat of its time as the “Big Dig” is today.

Here is a brief map of the system that can help get you started!



The fare anywhere on the underground system is US\$2.00 on a *Charlie Ticket* or US\$1.70 on a plastic *Charlie Card*. Ask for a Charlie Card at the subway station! The MBTA offers 2 options for the **Link Pass** :- 1 day (US\$9) and 7 days (US\$15) - and can be purchased at any station at a ticket kiosk. The Link Pass includes all subways, buses, trolleys, the commuter boat from Charlestown to Long Wharf (helpful in returning to downtown from the Freedom Trail!) and commuter rail out to zone 1A.

For complete information (including rules for taking bikes on the T) go to the MBTA online. Maps of the system are available at any collector's booth.

Very Important Tip: Please note that the T does not operate from 12:30am to 5:15 am. In order to catch the last train to Ashmont, you must be in a Red Line station and on the platform bound for Ashmont before 12:15am.

website: <http://www.mbta.com>

Directions to Carruth House

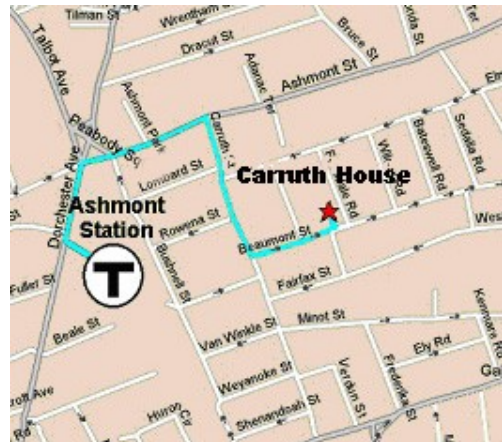
By Subway

From Logan Airport:

- Take the Silver Line bus from your terminal to **South Station**.

From South Station:

- At South Station, go downstairs to the outbound Red Line headed to **Ashmont/Braintree** and take the **Ashmont** train. Make sure that you do *NOT* take the *Braintree* train! **Ashmont** is the last stop. Ashmont Station is now under construction in preparation for a wonderful new facility and the pedestrian entrance into my neighborhood is temporarily. When construction of the new station is completed and the Radford Lane entrance is re-opened, Ashmont Station will again be a 3 minute walk from Carruth House. Until then, follow the green line on the adjacent map. It is currently a 10 minute walk. Please accept my apologies for the inconvenience of the longer walk from the station!
- Exit the train and look walk straight out onto Dorchester Avenue.
- Turn right on Dorchester Ave, walk one block and turn right on Ashmont Street.
- Pass All Saints Church on the right and turn right on Carruth Street
- Walk two blocks and turn left on Beaumont Street
- Carruth House is in the second block on the left ~ number 30 ~ at the corner of Beaumont and Fossdale. The house number is above the main doors and is partially hidden by the hanging porch light, but it's there!
- Mmany locals don't know where Beaumont Street is and may direct you in the wrong direction! **Please bring the map with you!**



Tip: On the Dorchester Avenue side of Ashmont Station there is a taxi stand if you need to go the last bit by car.

By Taxi

Taxis are unfortunately “hit or miss” in Boston, and many drivers have difficulty finding Carruth House. The NAV systems and MapQuest give the least efficient route from downtown unless the expressway traffic is stopped. Be prepared with these basic directions:

- Take Southeast Expressway (I-93 South) to exit 11B (Ashmont/Granite Ave)
- From Granite Ave/Adams St turn left on Gallivan Blvd.
- From Gallivan Blvd. turn right on Carruth St.

- From Carruth St. turn right on Beaumont St.
- 30 Beaumont is on the corner of Beaumont St. and Fossdale Rd.

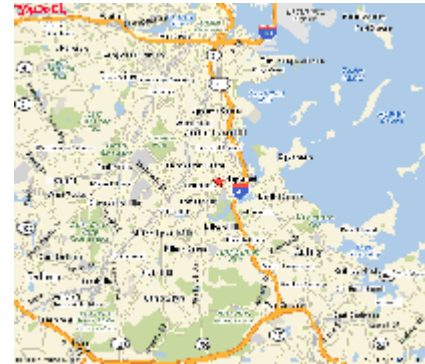
In normal traffic the fare from Logan Airport, including tunnel charges and tax but not including tip, should be about US\$36 and the fare from downtown Boston, not including tip, should be about US\$22.

By Automobile

The red star marks the Carruth House location on the following maps:

FROM NEW YORK and POINTS WEST

- I-95N > I-91N > I-84E > I-90E (Massachusetts Turnpike)
- Continue through the Newton toll plaza at the end of the turnpike and on to the turnpike extension through the Cambridge toll plaza (US\$1.50) into downtown Boston
- Make sure to get in the left lane (exit only) as you approach downtown
- Continue to stay left at the exit and follow the signs to **I-93 SOUTH**



Continue with the following directions:

FROM THE NORTH ON I-93S
Exit 11B, Ashmont /Granite Ave

FROM THE SOUTH ON I-93N
Exit 11, Ashmont /Granite Ave

FROM I-93S or I-93N

When you exit you will be heading north on **Granite Ave.**

- get into the **left hand lane immediately**, as the right lane become right turn only after the bridge. A sign will say *Entering Boston*. Cross over the small bridge spanning the Neponset River.
- go through the first traffic light to the next, which is the intersection of Gallivan Boulevard and Granite Ave. A sign will say *Welcome to Adams Village*. (Landmarks are the *Eire Pub*, *Star Gas Station*, *McDonald's*).
- turn **left** onto **Gallivan Boulevard** (Rte 203)
- continue through the first traffic light and turn **right** on **Carruth Street** (the second street on the right).
- continue up the hill and turn **right** on Beaumont Street (the fourth street on the right). Carruth House is number 30 on the corner of Beaumont and Fossdale.



Carruth House

Parking at Carruth House

Boston driving and parking is confusing at best, and even worse with the Big Dig still underway. There is, however, no problem with parking at Carruth House. We have one space on the property which is always offered first to the party booking the Ashmont Suite. There is plenty of safe un-metered on-street parking immediately adjacent to Carruth House.

Check-In and Check-Out Times

Our check-in time is by appointment, but rooms may not be ready until after 4 pm due to our housekeeping schedule. Also, I cannot greet arrivals between 10 am and 12:30 pm due to a personal commitment. If your room is not ready for your arrival, please feel free to leave your luggage here and head back downtown to begin your Boston adventure! Please note that we cannot take responsibility for lost, stolen, or damaged items.

Please make sure to let me know the approximate time of your arrival at least a day in advance so that I will be here to greet you and give you your keys. Any balance of payment is due **on arrival** by **cash, travelers checks, or credit card only via PayPal**. If PayPal is your preferred method of payment, an additional fee equal to their charge for the transaction will be added to the balance due.

Check-out time is any time before 12 noon.

Rooms and Housekeeping

Housekeeping hours are between 11 am and 4 pm.

While this is a very open household and we welcome your company, we absolutely respect your desire for privacy. We do not enter your room during your stay at Carruth House unless it is at your request! Please keep your room locked during your absence.

Bed linens, towels, and robes have been provided for the length of your stay unless you have booked for a week or more. If that is the case, we will arrange a convenient time with you for the linens and towels to be changed at the mid-point in your stay. If you need extra towels, please let us know. I provide regular terry towels as well as new waffleweave towels which are more environmentally sensible. Please try them out and let me know what you think!

Please do not leave any food in your room, including leftover containers from take-out restaurants. You may leave such trash at the Breakfast Bar in the bin next to the door to the Back Deck or in the bin next to the stove in the Second Floor Kitchen. If you need something refrigerated, you may store it in the refrigerator in the Second Floor Kitchen where you may collect it when you need to do so. Please remember that this is a common refrigerator, so do not leave anything of value to you there. If you need to chill a nice bottle of wine, I can do that for you in my kitchen.

Breakfast

Our breakfast is a self-serve breakfast bar where you may help yourself to fresh-brewed coffee (made quite strong), muffins, croissants, or scones from local bakeries, yogurt, fresh fruit, juices and other delectable items from 8:30 am -11am. This policy makes sure that late risers can get a satisfying breakfast when they are ready!

Everything you need to collect your breakfast is stocked at the breakfast bar. Please take a tray from the stack and enjoy your breakfast on the spacious back deck or covered front porch (weather permitting), the extraordinary Great Room, the sitting rooms on the second and third floors, or in your own room if you prefer. If you need to be up and out earlier than 8:30 am, please let me know and we will make sure your coffee will be ready. Make tea from a varied selection at the breakfast bar and enjoy a snack at any time of day, but please do not take from the other breakfast supplies during the rest of the day.

The breakfast bar is equipped with coffeemaker, cordless kettle for heating water, under-counter refrigerator for milk, cream, juices, yogurt and condiments, toaster, and small microwave oven. Flatware, plates, cups, napkins and glasses are provided. Cereals are in the upper left cabinet.

If there is something special that you would like for breakfast during your stay, please let me know and I will do my very best to provide it for you. Please note that Boston regulations prohibit me from cooking for my guests until I am able to install a commercial kitchen.

Please return all your used dishes in trays stacked next to the microwave in the Breakfast Bar Area. It's not necessary to wash them! I use my dishwasher to clean and sanitize all dishes.

Bathrooms

While the house plumbing does not date back to 1877 (there was originally an outhouse!), it is old and has some limitations. I have installed an instantaneous hot water heater to make sure that there is a constant supply of warm water, but the water pressure does not sustain more than 2 showers going at the same time. Also, the water pressure may be low at certain times of day as I have an automatic sprinkler system which starts up at 6am and we run the laundry during housekeeping hours. We recommend taking showers during the hours between 7:30 -11am and 5 -10pm.

Please remember that the bathrooms on the second and third floors are for shared use. Racks are provided in the bedrooms for your towels. Personal items should be stored only in your rooms. We provide baskets in your room to facilitate keeping your personal items together. You may also find a sample or two of products (such as Tom's of Maine toothpaste) which we support and would like you to try out and take with you.

There are hair dryers for your use in the bathrooms. Please use them **only** in the bathrooms, which are equipped with new electrical wiring and not in the bedrooms.

Our request regarding the eternal toilet lid debate is... Please put the top lid down when you leave the bathroom.

If you have any concerns about the condition of the bathrooms, please let me know right away!

Receiving Mail at Carruth House

If you need to have something sent to you at Carruth House, please feel free to have it mailed to you, c/o Carruth House, 30 Beaumont Street, Dorchester, MA 02124-5008. Please let me know in advance if you are expecting mail or parcels.

Telephones

If you need to be contacted in an emergency, have people use our main number, 617.436.8260 or the toll-free number, 888.838.8900 where a call-back message can be left for you to return the call. Messages will be left at the bottom of the Main Stair if you are not here.

One the top floor there is a house phone which can be used for out-going calls to anywhere in the US or Canada for no charge. Please be prepared with a calling card if you wish to make other international calls. Calling cards can be purchased at most local convenience stores..

Guidebooks and Reference Material

We have a growing collection of guidebooks for Boston, the region, and New England which we encourage you to borrow from our library in the Front Hall.

We also have local telephone directories, maps, and atlases to help get you on your way.

Please remember to return borrowed guidebooks or other reference material to the bookcase in the Front Hall so that everyone can use them.

Common Areas

Feel free to relax and enjoy the Front Porch, Back Deck, Great Room, and the Sitting Rooms along with us and all of our guests. Please don't leave any trash or personal items in these areas when you leave. Trash bins are located in the Second Floor Kitchen and next to the door to the Back Deck.

We request that our guests observe relative quiet after 9 pm. If you wish to watch TV or listen to music after that time, please use the Great Room on the First Floor and be sure to keep the door closed.

Computer Use

We have high-speed cable internet and wi-fi - you are welcome to use the computer in the Third Floor Sitting Room to access your email or internet sites that you want to explore. The user name is *guest* with no password. Our computers are networked via ethernet so that documents from the Shared Folder can be printed from the Office. There is a US\$1 charge per page for printing. Simply save your document to the Shared Documents folder on the desktop and let me know when you would like to have it printed.

TVs, DVDs and Videos

Our TVs are equipped with videotape players and/or DVD players, and we have a small collection of both for you to borrow. The two TVs equipped with cable (Great Room and Top Floor Sitting Room) also have Channel 1 On-Demand free movies from which to choose.

The HDTV in the Great Room has four remotes for operating the TV, cable box, DVD/VHS player and the surround sound system. I believe only my son knows how to properly work these all at the same time.

Games

The pool table in the Great Room is for everyone's enjoyment.

We have playing cards, a chess board, cribbage boards, puzzles, and a collection of favorite games in the Great Room which you may borrow at any time.

Working Spaces

The Main Kitchen, Office and the Second Floor Kitchen are operational areas and not meant to be seen by guests! That being said, please feel free to use the refrigerator and the microwave.

Ironing and Laundry Facilities

There is an ironing board in the Second Floor Kitchen which you are welcome to use. We do not provide laundry facilities for our guests. You will find Joe Glynn's Dry Cleaner in Adams Village and Harry's Laundry and Dry Cleaners on Dorchester Avenue north of Peabody Square. You can drop off laundry at Harry's, have them wash and fold for a reasonable fee, and pick up from 8 am to 8 pm.

Water and Ice

The tap water in Boston is excellent and you should not have any health reservations about drinking it. The same quality water is used for both the kitchen, bar sink, and bathroom sinks. However, we provide bottled water for your arrival for your convenience. From our refrigerator we have chilled filtered water and ice in our Kitchen. Please ask if you would like to refill your bottles with that water or would like to have ice.

A Little Bit About Us

I live here with my son Marshall (also known as Marty), and often old friends who visit Boston. After 17 years of devoted canine companionship we are currently without pets, but that will change in due time.

My educational and work background is in Interior Design and Architectural Engineering Technology. I worked in corporate facility planning, design and project management in downtown Boston for 20 years and left to work as a facilities consultant on my own as the new corporate culture began to evolve.

An unexpected meeting of circumstance and coincidence led to my opening Carruth House to guests in the summer of 2001 with just one room. It has turned out to be one of the most arduous but rewarding times of my life! It is wonderful to meet people from all over the world and share my beautiful Boston with you all.

Life is too short not to offer joy to others.

Our Neighborhood

Ashmont/Peabody Square

The Ashmont section of Dorchester, part of the City of Boston, is a diverse neighborhood with people of many colors, cultures, and conditions. Peabody Square is very heavily traveled because of the foot traffic generated by the intersection of subway, buses, and trolley lines at Ashmont Station. MBTA police are on-duty at the station and if you are concerned, speak to a MBTA representative. This is a city and you should be aware of your surroundings at all times.

My neighborhood Ashmont-Adams, is quiet and residential, lovely, very safe, and well-lit. My neighbors are aware of and watch over my guests.

If you have shopping to do, Adams Village is my preferred place to go at any time of day. I do recommend that you not use the Store 24 in Peabody Square.

Websites: <http://www.ashmonthill.org>
<http://www.dorchesteratheneum.org>

Carruth's Hill

While the neighborhoods to the west and east of Ashmont Station are known generally as Ashmont, our neighborhood to the east of Peabody Square was originally known as Carruth's Hill and was the location of Nathan Carruth's estate, *Beechmont*. Carruth's Hill was bounded on the north by Ashmont Street, the east by Adams Street, the south by Minot Street, and the west by Carruth Street. Our local civic association is now known as Ashmont-Adams, bounded by Ashmont Street to the north, Adams Street to the east, Gallivan Boulevard to the south, and Bushnell Street and the Ashmont T Station to the west.

A Suggestion for a Walking Tour of the Neighborhood

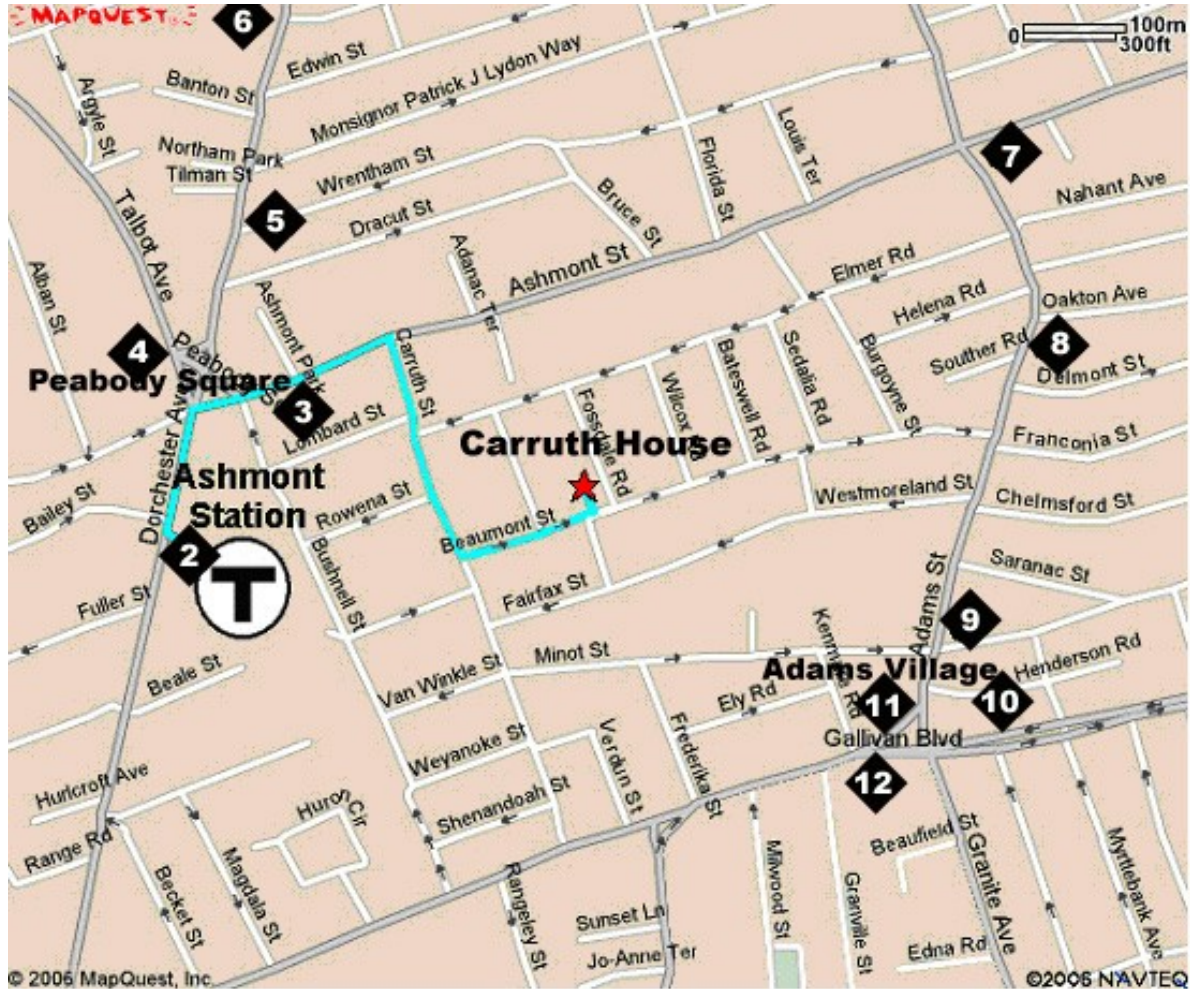
Douglass Shand-Tucci's book *Ashmont* has a delightful but abstruse narrative walking tour of both Carruth's Hill and Ashmont Hill. *Ashmont* is in our Front Hall library and available to borrow.

The *Codman Square House Tour* is held annually in June. Local residents open their doors for viewing by tour participants. I have copies of some of the past tour booklets if you wish to borrow them for a walking tour of your own. The website has a section of gems from past tours that you might enjoy seeing.

Website: <http://www.codmansquarehousetour.com/index2.html>

Guide to a Few Local Establishments

The following map shows an aerial view of the Ashmont-Adams neighborhood with a key to local establishments which might be useful.



- | | |
|------------------------------------------------|---------------------------------------------------------|
| 1 Wainwright Bank ~ ATM (opening Fall 2008) | 7 Ashmont Market ~ small market, beer and wine |
| 2 Tavolo Restaurant \$\$\$ ~ Italian ~ casual | 8 Boston Public Library ~ Adams Street Branch |
| 3 Church of All Saints ~ Episcopal/Anglican | 9 Blasi's Café and the Fat Belly Deli \$\$ ~ family pub |
| 4 Ashmont Grill \$\$\$ ~ New American ~ casual | 10 RiteAid Pharmacy |
| 5 Harry's Laundry ~ drop off/pick up ~ 8am/8pm | 11 Eire Pub ~ Gentlemens Prestige Bar |
| 6 St Mark's Church ~ Roman Catholic | 12 Mt Washington Bank ~ ATM |

For Runners/Cyclists/Hikers

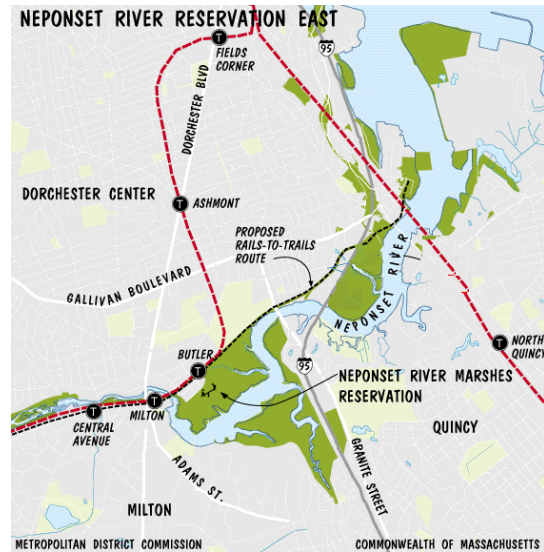
There is a path along the nearby Neponset River which extends from the Central Avenue trolley stop in Milton to Pope John Paul II Park at Neponset Circle. You can access it down by the Neponset River Bridge on Granite Ave. With the exception of a couple of spots where you would need to negotiate streets along the way, you can travel off-road along the ocean all the way up to historic Castle Island in South Boston past the JFK Museum, the Massachusetts Archives, the L Street Bathhouse (known for the *L Street Brownies* annual swim on New Year's Day) and the beaches and boat clubs along Dorchester Bay. Castle Island is home to Fort Independence, whose beginnings date back to 1644. Free guided tours of the fort are available to the public on weekends June through August, from 12:00pm to 3:30pm. Bring an extra layer because it can get very windy on the ocean.

Tip: stop at Sullivan's take-out restaurant at Castle Island for lunch! Sullivan's serves your basic cheap grub, such as chicken sandwiches, fries (for which they supply malt vinegar, popular among people from Ireland who live in the area), onion rings, and ice cream (including soft serve and rainbow sherbet). The hamburgers and, especially, the hot dogs are the standouts here. It's a Boston tradition!

Website: <http://www.bostonharborwalk.com>

The Blue Hills Reservation is a 15 minute drive south of Carruth House and provides miles of beautiful walking trails, horseback riding, rock climbing, swimming, camping, skiing, and mountain-biking (on limited trails). You may purchase a trail map at the Blue Hills Reservation Headquarters located at 695 Hillside St. in Milton, or the Trailside Museum on Rte 138 in Milton. Call (617) 698-1802 for park information.

Website: <http://www.mass.gov/?pageID=mg2constituent&L=2&L0=Home&L1=Visitor&sid=massgov2>



Boston Basics

A Wealth of Information for Visitors

Books and pamphlets on all major Boston and regional attractions may be found at the Boston Visitor's Center on Tremont Street in the Boston Common between Park Station (Red Line) and Boylston Station (Green Line). It is open year-round from 8:30am to 5pm (Sundays from 10am – 6pm). The red line on the pavement marks the beginning of the Freedom Trail.



The Freedom Trail

Without a doubt, the most popular activity for our guests has been walking the Freedom Trail. The Trail is 2.5 miles long and includes 16 nationally significant historic sites. Please note that the round-trip would be 5 miles by foot. If you finish the trail at the USS Constitution, remember that a T Link Pass includes the water shuttle from the Charlestown Navy Yard back to Long Wharf, next to the Boston Aquarium. If you plan to take the Water Shuttle shortcut back to Long Wharf, make sure you make the USS Constitution Museum your last stop on the Trail. In all cases any admission to the historic sites is additional. You can download a detailed map at <http://www.thefreedomtrail.org/maps/pdfs/boston-nps-map.pdf>



Here are several options for touring the **Freedom Trail**:

- Take a **self-guided tour** on foot and by **T** with the official Freedom Trail guide book from our library
- Join one of the **free walking tours** available through the **National Park Service**, which begin every half hour from the park visitor center at 15 State Street opposite

the Old State House which include only the downtown portion (not the North End) of the Trail.

website: <http://www.nps.gov/bost>

- Take Freedom Trail Foundation's delightful **costumed guided walking tours** of the downtown portion of the Trail. Famous patriots such as James Otis, Abigail Adams and William Dawes lead visitors through the story of America's founding and the birth of our country's freedom. Walking Tours start every day at 11:00am, 12:00pm and 1:00pm and lasts about 90 minutes. A standard tour begins at the Boston Common Visitor's Center on Tremont Street and ends at Quincy Market, covering the downtown sites, but not the North End or the Charlestown portions of the Trail.

website: <http://www.thefreedomtrail.org/visitor/visitor.html>

- Buy the Freedom Trail Foundation's **audio tour** of the entire Trail with two hours of narrative.

Website: <https://store.thefreedomtrail.org/index.asp?>

Various Ways to Tour Boston

Taking a tour can give you a great overview of Boston in a fairly short amount of time and help you get your bearings in this city where the street layouts originated with meandering cow paths!

- Book a rollicking, laugh-filled, 80-minute ride on one of **Boston Duck Tours'** World War II amphibious vehicles that rumble down the streets and cruise the Charles. It's definitely not a sedate tour. Practice up on your quacking! Check their website for current rates and schedule.

website: <http://www.bostonducktours.com>

- Take one of the **trolley tours**, which are unofficial guided tours and take the rider to many of the sites along the Freedom Trail where you can disembark-reboard all day at selected stops. Both companies here have add-on attractions. Check websites for current rates and schedules.

Old Town Trolley Tours - Narrated - 17 stops - all day on and off
Ghosts and Gravestones Tour, Chocolate Tour
Buy tickets on-line for a discount.

website: <http://www.historictours.com/boston>

Beantown Trolley Tours - Narrated - 20 stops - all day on and off
website: <http://www.beantowntrolley.com/tours/beantown.html>

- Originally a cellphone tour offered by TalkingStreet and now an downloadable audio tour, *City of Rebels and Dreamers* is narrated by Steven Tyler of Boston's own *Aerosmith*. It isn't strictly Freedom Trail, and has Fenway park as one of it's features! You get 1 hour of narration to play as you go. Download to your ipod, cd, or MP3 player and *walk this way...* More info is available on line.

Website: http://www.iamplify.com/store/product_details/product_id/179

- Take one of the many **walking tours** offered by Boston by Foot, select one based on your own family history interests at Boston Family History and various civic and historical groups

Boston by Foot

\website:<http://www.bostonbyfoot.com>

Boston CityWalks

website:<http://www.bostoncitywalks.com>

- Check out **All Boston Tours** for one-stop shopping for advance tickets to major air, land and water tours as well as multi-attraction passes.
website:<http://www.allbostontours.com>

The GoBoston Card

If you have the stamina for a whirlwind experience of touring, the **GoBoston Card** is the thing for you! It is available for 1, 2, 3, 5, or 7 days. The card is all-inclusive for an impressive array of museums, historic sites, Boston tours (including the Duck Tour, the Beantown Trolley Tour, and Harbor tours), the best daytrips, and miscellaneous attractions as well as discounted dining and shopping in selected shops, including the *Boston Historical Society Shop* at the Old State House (great for souvenirs) and *Zoinks! a wicked cool toy store* at Faneuil Hall. Three, five and seven day cards can usually be purchased on-line at their website at a 20% discount.

website: <http://www.gobostoncard.com>

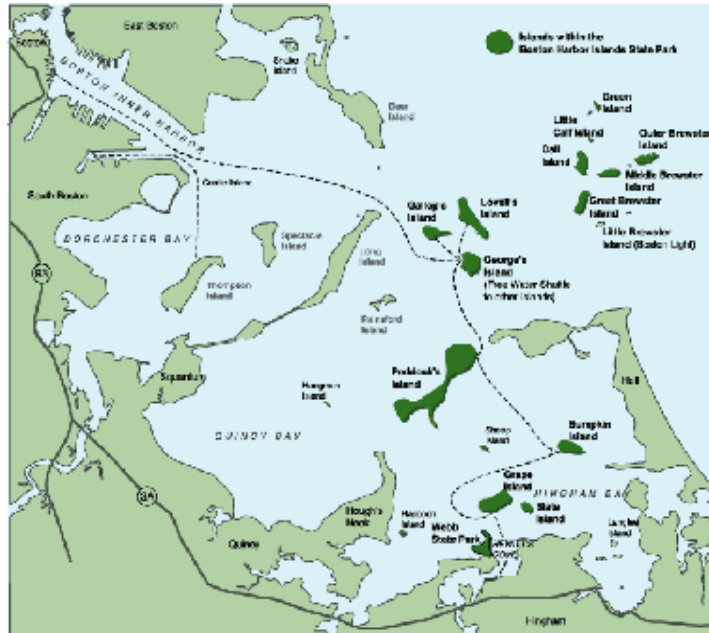
The City Pass

See Boston's most loved attractions, and save time and money. Your ticket to six unforgettable attractions: Museum of Science, New England Aquarium, Skywalk Observatory, Museum of Fine Arts, Boston, Harvard Museum of Natural History, John F. Kennedy Presidential Library & Museum, and an itinerary for the best of Bean Town. This booklet of tickets provides free admission, helps you bypass tickets lines and has loads of helpful information, including transportation, hours, insider's tips and more and is good for 1 year. Please don't forget to leave your booklets behind if you have unused tickets so that we can pass them on to other guests! Check their website for current rates.

website: <http://citypass.com/city/boston.html>

Boston Harbor Islands

A visit to Boston is not complete without seeing Boston from the water! Boston's 34 Harbor Islands are steeped in history and, in 1966, were made part of the National Park System. They are not only a physical entrance to the city by sea but also a gateway to a long sweep of history, from Native American uses through the explosive growth of the city and industry and the concerns of the current postindustrial age. Here are some options:



- Take a **self-guided tour** with a Harbor Islands guide book from our library. Take the Harbor Express which departs from Long Wharf, Fan Pier and during the summer stops at historic George's Island, where the ghost of the *Lady in Black* is said to wander the battlements of Ft. Warren. From Georges Island you can take the Inter-Island Ferry (free) to Lovells, Peddocks, Bumpkin and/or Grape Islands. A round trip ticket is US\$14/adult. Free tours are offered by the National Park Rangers.

websites: http://www.bostonislands.org/trip_getthere.html
<http://www.mass.gov/dcr/parks/metroboston/harbor.htm>

- Sail from Long Wharf on the tall ship **Formidable** which offers guided historic tours of the Boston Harbor Islands and features an on-board museum. Saturdays at 2 and 5pm feature the Poincare - Formidable privateer attack with cannons blazing and flags flying. Formidable is ambushed by Poincare in Boston Harbor and a fantastic harbor battle follows! The cruises are US\$25/adult, including the Saturday Battle cruise.

website: <http://www.tallshipformidable.com>

- Sail June - September aboard the 125' schooner **Liberty Fleet of Tall Ships**. The Liberty offers a Steak and Lobster Dinner Sail, Tall Ship Sunday Brunch Sail, Wine Tasting Sail, and the exciting participatory Boston Tea Party Sail. Check their website for current rates and schedules.

website: <http://libertyfleet.com/daily/boston.htm>

- The **Massachusetts Bay Lines** offers whale watches, Sightseeing Cruises, Sunset Cruises, Music Cruise, and more. Check their website for current pricing and schedules. A 7% service charge is added. All fares may be subject to a temporary additional fuel charge.

website: <http://www.massbaylines.com>

- **Boston Harbor Cruises** offers Whale Watch Cruises, Lighthouse Cruises, Historic Sightseeing Cruises, the luxury catamaran round-trip to Provincetown, a 40 minute ride on

Codzilla, the Charles River and Locks Tour, and various specialty cruises. Check their website for current rates and schedules. All fares are subject to a temporary additional fuel charge.

website: <http://www.bostonharborcruises.com>

Whale Watching ~ Deep Sea Fishing

While Boston charter companies offer whale watching cruises which are great fun, I recommend the *Yankee Fleet* 4 hr tour out of Gloucester for the best possible experience. Drive or take the Commuter Train out of North Station on the Rockport line to West Gloucester Station and a 2 mile cab ride to the marina. The train ride is 1 hr.

website: <http://www.yankeefleet.com>

Great Daytrips by Commuter Rail, Bus, and Boat

The following great locations can be reached by

- (1) Commuter Train out of either North or South Stations in Boston
- (2) by Brush Hill Tours bus from the Transportation Building at Boylston/Charles Streets
- (3) by boat

Salem - Marblehead	1,2,3	Lexington - Concord	1,2
Provincetown	2,3	Newport	2
Plimoth Plantation - Plymouth	1,2	New England Seacoast	2
Cape Cod	2	Wrentham Outlet Shopping Tour	2
Fall Foliage Tour (seasonal)	2		

websites: http://www.mbta.com/schedules_and_maps/rail/
<http://www.brushhilltours.com/sightseeing.html>
<http://www.bostonharborcruises.com/provincetown-ferry/>
<http://www.salemferry.com/>

Parking and Driving in Boston

I do not recommend driving in downtown Boston unless you have nerves of steel and great parking karma. It is said that Boston drivers consider making a turn signal to be a sign of weakness. While it takes only 10 minutes to drive downtown from Carruth House via I-93N in light traffic it can take 30 minutes or more if it is rush hour (6 – 9 am and 3 – 6 pm) or if there is heavy traffic for any inexplicable reason.

Parking is even more problematic. The City of Boston has been systematically reducing its on-street parking for years. Most spaces are resident-only requiring a special parking sticker, commercial, or restricted times of day at a meter. Parking tickets are expensive and meter maids are out in force in every kind of weather. If you must take your car downtown, your best bet is to find a parking garage or lot (the best is the Boston Common Garage) where the

cost of parking for an afternoon during the week will be more than US\$25. The underground Boston Common Garage offers a special rate of US\$11 for all-day parking on Saturdays and Sundays and is in the heart of the city center..

For more information, including directions to the city tow lot, check the website.
website: <http://www.cityofboston.gov/transportation/parking.asp>

Rental Cars

I recommend **Enterprise Rent-A-Car**. One of their offices is in Dorchester and is convenient to Carruth House. They will pick you up here at Carruth House, take you back to their office to complete your paperwork, and give you your rental car. They will also bring you back to Carruth House or to the closest Red Line station when you return your car. Go to their website, do a search for zipcode 02124 and select the Morrissey Boulevard branch where you can get rates and make a reservation. Please note that their office closes at 6pm on weekdays, 12noon on Saturdays, and is closed on Sundays. If you have to leave on a sunday, they will come and pick the car up the following day, even if you are not here.

website: http://www.enterprise.com/car_rental/home.do

Any Suggestions?

Please offer suggestions for improvement, extras, changes, or let me know about things that really bothered you! It is said that the greatest gift an innkeeper can receive is criticism!
Please email me at heidi@carruthhouse.us or call me at 888.838.8900.